



Concrete Masonry Association of California and Nevada



Profiles In Architecture

July 2015 Design Awards Edition



2015

Concrete Masonry Design Awards

Text Includes Excerpts From Each Architectural Firm's Description of the Project, and Jury Comments Delivered by Jury Chairperson, Trula H. Remson, FAIA, LEED® AP.



SMART DESIGN BEGINS WITH CONCRETE MASONRY

Designing a sustainable building requires taking a larger view of building design, evaluating a building as a whole system that operates in harmony with its natural environment and ensuring it is as energy, material, and water efficient as possible.

1 Healthy, safe and secure. Good indoor air quality is essential. It requires minimizing pollutant sources and providing adequate ventilation and air filtration. Using concrete masonry construction is smart; indoor air quality is optimized for occupants, because integrally colored concrete masonry materials require no paints or adhesives.

Concrete masonry buildings are structurally sound. They are weather, earthquake, flood and fire resistant. Concrete masonry does not burn, melt, or warp, and is the ideal material for fire-resistant applications. Concrete masonry also resists mold, insects, and other pests that plague other building materials. Thanks to these and other widely recognized safety benefits of concrete masonry, insuring a concrete masonry building is noticeably less expensive, making concrete masonry construction a smart choice.

2 Thermal, visual, and acoustic comfort. Thermal comfort means that building occupants should not feel too cold or too hot as they work or learn. Visual comfort requires that quality lighting makes visual tasks, such as reading, following presentations, and working on the computer, easier. Lighting for each room should be “designed,” not simply specified. Daylight and electric lights are integrated and glare is minimized. Visual comfort also means providing a connection to the outdoors and visual stimulation through the use of windows at eye level to offer views. Acoustic comfort means that occupants can hear one another easily. Noisy ventilation systems are eliminated, and the design minimizes the amount of disruptive outdoor and indoor noise affecting the occupants.

Using concrete masonry for its thermal exchange properties is smart. Using concrete masonry, windows can be designed to provide the proper daylighting and views necessary for visual comfort. Designing with concrete masonry is also a smart choice for its exceptional noise attenuation properties.

3 Energy efficient. Energy-efficient buildings save money, while conserving non-renewable energy resources and reducing atmospheric emissions of pollutants and green-house gases. The building’s lighting system uses high efficiency products; optimizes the number of fixtures in each room; incorporates control devices that ensure peak system performance; and successfully integrates electric lighting and daylighting strategies. The walls, floors, roofs, and windows of the building are as energy efficient as cost effectively possible. The building shell is integrated and optimizes insulation levels, glazing, shading, thermal mass, air leakage, and light-colored exterior surfaces to minimize the use of the HVAC systems.

Concrete masonry’s thermal exchange can significantly reduce the energy usage of a building, because the consistent temperature helps lower energy costs by shifting peak loads to non-peak hours while ensuring the comfort of those who live and work inside the building. Natural daylight openings in the concrete masonry building envelope integrate well with electric lighting strategies. Constructing concrete masonry building envelopes is smart since the units can be used as indoor or outdoor finishes. The integral color of the material, requiring no paints or adhesives, can be chosen to optimize heat resistance, or heat retention, depending on the climate.



Lyon County Silverland Middle School

Rooftop PV panels

SUSTAINABILITY

Sustainable strategies are integrated throughout the design of the McBride campus. High performance building envelopes where CMU block is both structure and enclosure, providing excellent thermal mass and durability are matched with passive solar control to minimize heat gain in the interior spaces. High efficiency building systems coupled with a 277-KW rooftop grid-tied photovoltaic system will provide energy savings for the life of the campus. Low flow plumbing fixtures reduce the demand for potable water and building materials that were either regional or high in recycled content were specified extensively.

The project exceeds Title 24 by almost 40% and its relevant 2030 Challenge benchmark by 75%, well ahead of the current AIA 2030 Commitment levels.



Perforated Metal Sunshade




Operable Windows



Water Collection



Light Shelves



Signage



Ernest S. McBride Sr. High School

4 Material efficient. To the maximum extent possible, the design incorporates building materials that have been produced in a way that conserves raw materials. Such materials may be manufactured with recycled content; are durable; or can be recycled or reused. In addition, the building has been designed and built in a manner that reduces waste and keeps useful materials out of the landfill.

Designing with concrete masonry is smart. It lasts longer than other materials, requires little maintenance, and the need to manufacture new materials is reduced with every new concrete masonry building. Concrete masonry materials can be recycled into new masonry materials or aggregates. The ability to reuse existing masonry buildings, including entire structures, further enhances its sustainable properties and makes concrete masonry a smart choice.

Because of masonry’s strength and durability, the need for additional load-bearing framework is eliminated, creating a degree of design freedom not available with other materials.

5 Environmentally responsive. If new materials are required, concrete masonry can often be manufactured locally, reducing transportation requirements. It does not introduce pollutants or degradation to the project site, or the site of production. It uses recycled materials. High content supplemental cementitious grout can be used to lower the structure’s carbon footprint. Concrete masonry also requires less specialized equipment for construction, further reducing impacts on the environment.

6 Stimulating architecture. Concrete masonry buildings are a smart choice since they never go out of style. They invoke a sense of timeless permanence and pride with their enduring beauty. Concrete masonry is available in a wide variety of shapes, sizes, colors, and textures, offering unparalleled design flexibility. Concrete masonry can be manufactured for specialty applications. It’s an excellent surface on which to bond stucco or other finish materials. It’s easily integrated into the design of buildings using other materials such as steel, glass, stone and brick, creating endless possibilities. Concrete masonry is the smart choice.

The HVAC units are located in two story outdoor mechanical hubs allowing for a lightweight roof design that maximizes area for photovoltaics and provides a net-zero energy building design. A bioswale along the east property line reduces storm water discharge and filters water before being absorbed into the ground. Fruit trees on the south side are part of an agricultural garden funded by grants and tended by students that reduce solar heat gain and glare.

INTEGRATED DESIGN



Montgomery Middle School

7 Water efficient. Water scarcity is a major problem in much of California and Nevada. Sustainable buildings are designed to use water efficiently, saving money, while reducing the depletion of aquifers and river systems. The building uses as little off-site water as possible to meet its needs, controls and reduces water runoff from its site, and consumes fresh water as efficiently as possible.

8 Commissioned. The building operates the way it was designed to, and meets the needs of the owner and occupant. This happens through a formal commissioning process - a form of “systems check” for the facility. The process tests, verifies, and fine-tunes the performance of key building systems so that they perform at the highest levels of efficiency and comfort, and then trains the staff to properly operate and maintain the systems.

A Note From Your Jury:

As we reviewed these projects, we were very mindful of the time in which they were produced and constructed – during a time of economic recession. Recession is tough for architects – construction budgets are cut, we design more renovations, and architectural fees generally become much more competitive. We have to do more with less.

These awards are a celebration of great work completed under those “less than ideal” conditions! We were delighted with the quality of work that we saw in these submissions.

As we deliberated, we constantly viewed the projects through the lenses of real projects – not projects of unlimited budgets or unlimited time – but real projects that had to be produced on time and on budget. We are recommending to you 13 award-winning projects this year. We believe that each of these projects went beyond the project requirements and also exhibit exceptional design effort.

Congratulations on the excellent work of your region. We enjoyed seeing your work!

*Trula Remson, FAIA
Debra Kunce, FAIA
Eric Goshow, AIA
Stephan Castellanos, FAIA
Charles Eley, FAIA, P.E.*



Left to right: Stephan Castellanos, Eric Goshow, Trula Remson, Deb Kunce and Charles Eley

For additional information on the jurors, please see page 19.

GRAND
AWARD

EDUCATION DESIGN



**COLLEGE OF THE DESERT
VISUAL ARTS BUILDING**
PALM DESERT, CALIFORNIA

ARCHITECT:
Perkins+Will
617 W. 7th Street, Ste. 1200
Los Angeles, CA 90017

Eric Van Aukee, AIA, LEED® AP
Principal-in-Charge

Chris Waight, AIA, LEED® AP
Project Architect

STRUCTURAL ENGINEER:
Saiful Bouquet
GENERAL CONTRACTOR:
Gilbane, Inc.
MASONRY CONTRACTOR:
Kretschmar & Smith, Inc.
BLOCK PRODUCER:
Angelus Block Company, Inc.
OWNER:
College of the Desert
PHOTOGRAPHY:
©Benny Chan / Fotoworks



Jury Comments: *This project is a very elegant resolution of a fairly complex program in a way that is beautiful, efficient and sustainable. This is a case of a building that looks like what it is – it looks artsy!*

The building is beautifully integrated into the urban fabric of the campus. The axis through the building directly connects this building, which is on the periphery of the campus, to the campus core.

A tried and true element of sustainability is employed as a first-line of defense: shade! A large overhang projects from the building and shades the glass. Additionally, the daylighting that is provided by the rooftop monitors provides a soft, beautiful filtered light for studios. We were intrigued by the perforated metal “hat” that provided an additional layer of solar protection.

The architectural language is clean and easily read and references the 1960’s architectural language of the existing College of the Desert Campus.

Architect’s Commentary: In the shade of a palm oasis, a new 14,000 square-foot Visual Arts facility reinterprets the 1960s architectural language at College of the Desert in Palm Desert. The program includes indoor and outdoor classrooms and labs, exhibit space, and a specialty multipurpose room for interdisciplinary classes, lectures, and exhibits. Two structures create an entry portal leading to a protected Arts courtyard where learning and creation are nurtured.

Burnished charcoal-grey concrete masonry block is used for the ‘jewel box’ multipurpose space at the main gateway to the Arts District. The material is chosen to contrast sharply with the smooth, muted surfaces of the adjacent lab building and the existing campus, to give a distinct, textured look appropriate for the importance of this key space.

Daylight from rooftop monitors floods the interiors with soft, stable north light, while their projecting profiles evoke the surrounding mountain peaks. The palette of concrete masonry block and stucco in desert tones couples with exposed steel and custom perforated panels to protect the building and outdoor spaces from the harsh sun. The project is currently tracking LEED® Gold.

The laboratory building and portions of the outdoor learning space are shaded by a perforated metal ‘hat’ that provides an additional cooling layer of thermal protection. Interior finishes complement the role of the students as young artists by creating a neutral palette that allows the artwork to be the focus, as well as creating a collaborative open work environment.

The project, conceived as a vessel for the celebration of the craft of art making, provides visual connectivity from passing students to interior exhibit and critique spaces. This ‘program transparency’ is a primary goal and serves as the prime catalyst for a campus-wide engagement of the art program.



ERNEST S. MCBRIDE
SR. HIGH SCHOOL
LONG BEACH, CALIFORNIA

ARCHITECT:
LPA, Inc.
5161 California Ave., Ste. 100
Irvine, CA 92617

Jon Mills, LEED® AP
Principal-in-Charge


STRUCTURAL ENGINEER:
LPA, Inc.
GENERAL CONTRACTOR:
Hensel Phelps Construction
MASONRY CONTRACTORS:
Masonry Concepts
Kretschmar & Smith, Inc.
Frank S. Smith Masonry, Inc.
BLOCK PRODUCER:
Angelus Block Company, Inc.

OWNER:
Long Beach Unified School District
©PHOTOGRAPHY:
Costea Photography, Inc.

Jury Comments: *This school sits at one end of a community park and exhibits wonderful community connectivity. The school is a successful terminal to the park and blends with the surrounding residential neighborhood.*

It is called a thematic school – as it focuses on producing college and career-ready graduates in three areas: Law Enforcement/Public Service, Health/Medical Academy and Engineering Academy. We enjoyed the retail nature of the showcasing of different career paths. We choose to believe that this was the architect's idea!

This school is thoughtful. It is a nice backdrop for the educational process, but doesn't overwhelm the student. There seems to be an understanding in this project that technology and innovation require more than just a classroom.



Architect's Commentary: This project is the district's first new thematic high school and is in contrast to existing comprehensive student campuses. A collaborative approach to the design involved local business partners, research of emerging technologies, and development of new curriculum and education standards. Through internships and projects with local businesses, the school fosters student engagement by knowing students well and building a strong sense of community. McBride High coursework is focused on making graduates college and career-ready in three fields: Law Enforcement/Public Services, Health/Medical Academy, Engineering Academy.

Its design maximizes open space and extends the city park, diminishing the impact on the residential neighborhood. The school has administration offices, a large lecture hall, academy labs, classrooms, commons, a science building, student union, athletic center and outdoor learning courtyards. The campus is organized about "Main Street", a linear quad lined with unique labs that define the street like a retail venue to attract students and to showcase new academic programs. The street broadens at the commons to celebrate the social aspect of high school, both indoors and out, for each of the four academies.

The shared student commons are a series of creatively flexible spaces. Located within each six classroom cluster, the rooms are inviting with movable furniture and mix of hard and soft surfaces, increasing social interactions and promoting communication among students. Flexibility to adapt to changing needs has been designed into the facility to adapt to future technological changes, allowing the campus to stay current and relevant.

Sustainable strategies are integrated throughout the design of the McBride campus. It has high performance building envelopes where stacked bond, shotblast concrete masonry units (CMUs) are both structure and enclosure, providing excellent thermal mass and durability, which are matched with passive solar control to minimize heat gain in the interior spaces. "Cool roofs" and insulated glazing units with low-E coating contribute to decreased cooling and heating loads. High-efficiency building systems coupled with a 277-KW rooftop grid-tied photovoltaic system will provide energy savings for the life of the campus. Well-drained soils allowed infiltration to filter and percolate water. Storm water within the asphalt drive aisles is retained within the parking lot and percolated into subgrade with permeable pavers. Low-flow plumbing fixtures reduce the demand for potable water, and building materials that were either regional or high in recycled content were specified extensively. 75% of the construction waste was diverted from the landfill. The project exceeds Title 24 by almost 40% and its relevant 2030 Challenge benchmark by 75%, as well ahead of the current AIA 2030 Commitment levels. The school boasts a monitor in the main lobby that illustrates real-time performance of the PV system.

**LYON COUNTY
SILVERLAND MIDDLE SCHOOL**
FERNLEY, NEVADA

ARCHITECT OF RECORD:

Tate Snyder Kimsey

225 S. Arlington Avenue, Suite B
Reno, NV 89501

J. Windom Kimsey, FAIA

Michael Purtill, AIA

Pat Pusich, AIA

Principals-in-Charge

Vincent Novak

Christopher Lujan

Design Team

STRUCTURAL ENGINEER:

Tobey Wade Consulting

GENERAL CONTRACTOR:

Rafael Construction, Inc.

MASONRY CONTRACTOR:

ACE Masonry

BLOCK PRODUCER:

Basalite Concrete Products, LLC

OWNER:

Lyon County School District

©PHOTOGRAPHY:


Tom Bonner Photography

Jury Comments: *This school has interesting planning that promotes grade-level wings to create student neighborhoods. The jury felt that the planning was easily understood and navigated by the buildings' users; and, that value was added to the project through the planning. For instance, once the architecture modified the microclimate of the site, exterior space is easily used as classrooms and assembly space.*

The classrooms enjoy balanced daylight from opposite wall sides by cleverly borrowing light from the corridor. The daylighting strategy used in this project is one of the best that we saw in this review. Additionally, the orientation of the buildings, solar hot water system and wind turbines contributed to the sustainable features of the project.

We felt that this project responded to the context of its surroundings in a way that suggested permanence and significance.

EDUCATION DESIGN
HONOR
AWARD



Architect's Commentary: As the first new school project for the Lyon County School District in over two decades, the design of the intermediate school is based on grade-level wings, which promote the notion of "student neighborhoods" and advance the practice of team teaching. The layout of the building circulation provides a functional connection for each wing to other destinations along the core of the school—such as the computer labs, library, gymnasium and performing/visual arts. The central courtyard provides an essential age-appropriate space for student interaction, as it serves the needs of a flexible population and offers opportunities for community use during after-hours engagements.

Following a series of locally driven design charrettes, the new school was designed to respond to the needs of the community in both its programmatic and aesthetic arrangements. Developed as part of a new educational campus, the materiality the school reflects both the local built and natural context of Fernley, while providing a sense of community and permanence.

Responding to budgetary limits, the integration of special materials such as glazed block, atlas brick, corrugated metal and polycarbonate panels are found at special locations throughout the school. The exterior color palette of the campus reflects the cool colors associated with the fall and winter season. These colors are juxtaposed against a series of vivacious moments of color which code the various internal programmatic spaces, thus energizing the interior environment.

The school is oriented to maximize solar exposure from the south, while providing natural daylight to all classroom spaces. A solar hot water system and series of wind turbines provide a renewable supplement to the energy demands of the campus.

MONTGOMERY MIDDLE SCHOOL

SAN DIEGO, CALIFORNIA

ARCHITECT:

LPA, Inc.
5161 California Ave., Ste. 100
Irvine, CA 92617

Jon Mills, LEED® AP
Principal-in-Charge

STRUCTURAL ENGINEER:
LPA, Inc.

GENERAL CONTRACTOR:
Balfour Beatty Construction

MASONRY CONTRACTOR:
New Dimension Masonry, Inc.

BLOCK PRODUCER:
ORCO Block and Hardscape

OWNER:
Sweetwater Union High School District

©PHOTOGRAPHY:
Costea Photography, Inc.

Jury Comments: *This project is located only 5 miles from the ocean, and the designers took full advantage of the natural assets of this site. The project employs excellent natural ventilation, strategic solar orientation, daylighting, and employment of the roof plan for solar uses. The project uses displacement ventilation, which is energy efficient, but also provides a quiet and healthy environment for students and faculty. This project also addresses storm water – using a southern bioswale.*

There is a palette of burnished warm grey and glacier white CMUs which lend a nice scale and texture to the two-story portions of the project. This use of concrete masonry units is very simple – and sometimes the forms that are the simplest are the most memorable.

Generally, this school seems to create a superior learning environment and a facility that will engender community pride.

Architect's Commentary: It was determined that “The new facilities need to be inviting to students, communicating that this is a great place to be, and a great place to learn. Students should want to be here!”

This building houses 60% of the student population in the new classrooms, replaces the outdated library and food service facilities, and provides a dedicated community and student services center. The existing lawn at the front of the campus is repurposed as an educational bioswale. To heighten the school's value as a resource for this lower income community, the palm court is a welcome family zone, student social space is activated, and campus service and faculty parking are separated from students.

The community and student services program is adjacent to the school entrance and the community Palm Court so families with non-school age children can seek help without disturbing classes. The “homework lounge” is open before and after school, as is the new Mayan Café.

Located five miles from the ocean, and two miles north of the Mexican border, the mild climate is one of the site's most significant gifts. The single loaded building configuration is oriented on an east/west axis to utilize efficient environmental control. Concrete masonry units (CMUs) are both structure and enclosure, providing excellent thermal mass and durability. Whenever possible the CMUs are left exposed, promoting thermal lag while saving money on expensive finishes. The design team's palette of burnished warm grey and glacier white CMUs and off the shelf metal siding give a fitting scale and texture to the two-story project.

The challenge for this project was to maximize the roof plane for solar, while adhering to the district's mandate for a single package unit per classroom. Designed in collaboration with the maintenance



and operations group, this innovative solution is a new strategy for school construction, enabling more districts to pursue environmentally conscious buildings. The single room plane also unifies the three separate wings about a central student courtyard.

HVAC units are located in two-story, outdoor mechanical hubs, allowing for lightweight room design that maximizes area for photovoltaics and provides a net-zero energy building design. A bioswale along the east property line reduces storm water discharge and filters water before being absorbed into the ground. Fruit trees on the south side are part of an agricultural garden funded by grants and tended by students that reduce solar heat gain and glare and which is purposefully visible from the street displaying the project's sustainability.

Additionally, as part of the District's mission to build sustainably, the Montgomery Middle School academic building is seeking LEED Platinum certification. The school exceeds Title-24 by 39.6% and the 219-KW rooftop photovoltaic system is predicted to meet 80% of the energy use for the campus. This project exceeds its relevant 2030 Challenge benchmark by 90%, well ahead of the current 2030 commitment levels. Displacement ventilation creates a superior acoustic environment, while saving energy. Operable windows on the north and south facades allow classrooms to be cooled on moderate temperature days. This single loaded building promotes natural ventilation, maximum natural daylighting and exterior circulations and has improved learning environments for the area's most disadvantaged students.

SANTIAGO CANYON COLLEGE
HUMANITIES BUILDING
ORANGE, CALIFORNIA

ARCHITECT:
LPA, Inc.
5161 California Ave., Ste. 100
Irvine, CA 92617

Glenn Carels, FAIA, LEED® AP
Principal-in-Charge

STRUCTURAL ENGINEER:
LPA, Inc.
GENERAL CONTRACTOR:
Seville Construction, Inc.
MASONRY CONTRACTOR:
Industrial Masonry, Inc.
BLOCK PRODUCER:
ORCO Block and Hardscape
OWNER:
Rancho Santiago Community College District
©PHOTOGRAPHY:
Costea Photography, Inc.

Jury Comments: *This project immediately intrigued us because each face had an obvious, unique response to the solar orientation. In fact, one jury member commented that this building was an “advertisement for sustainability.”*

In addition to the sustainable features, this facility provides many comfortable and beautiful outdoor spaces – including many covered walkways.

We appreciated that this building was part of a campus master plan and that it fits into that plan beautifully. This building is a good neighbor to the existing buildings, including its neighboring “sister”, while effectively establishing its own identity on the campus.

Architect’s Commentary: The Humanities Building received a LEED® Gold rating in 2014. As the first LEED® building on campus, the project was an important model to the community that approved the bond measure for campus improvements. The building “wears” its sustainability by responding to solar orientation, with a deep porch overhang on the south and limited openings on east and west exposures. The glazing on the east and west is protected by perforated solar fins at each window.

The three-story, 97,500 square-foot facility completes the southern edge of the campus quad. The program encompasses 34 general classrooms, one anthropology lab and support spaces, 28 faculty offices and divisional offices. The building also contains the 3,000 square-foot campus IT center, campus-wide writing and language center, and campus success and tutoring center.



An architectural language consisting of roof forms, sunshades, burnished concrete block and sandblasted concrete block was developed with the master plan and has been utilized for the new buildings on campus. These elements create a cohesive campus place, while allowing the individual expressions of program and function.

Concrete masonry units, solar shading, energy Star roof, daylighting strategies with lighting controls, efficient HVAC system and high performance glazing creates a Savings by Design participant building that exceeds Title-24 by 33.6%. and meets its relevant AIA 2030 challenge. The CMU thermal lag properties are an important part of the building’s envelope performance and are left exposed eliminating expensive finishes. Two different block textures, burnished black and sandblast grey are used in a running bond pattern where an additional score joint creates a stacked effect adding interest and scale to this large building.

The interior spaces reflect the LEED® Gold building’s sustainable intentions where recycled products, low VOCs, IAQ measures during and post construction, daylighting coupled with lighting controls create a healthy indoor environment for all users.

EUREKA COUNTY HIGH SCHOOL GYMNASIUM AND RECREATION FACILITY

EUREKA, NEVADA

ARCHITECT:
Hawkins and Associates, Inc.
1400 S. Virginia Street, Ste. A
Reno, Nevada 89502

Jack Hawkins, AIA, LEED® AP
Principal-in-Charge

STRUCTURAL ENGINEER:
Gabbart & Woods Structural Engineers

GENERAL CONTRACTOR:

CORE Construction

MASONRY CONTRACTOR:

Silver State Masonry

BLOCK PRODUCER:

Basalite Concrete Products, LLC

OWNER:

Eureka County School District

©PHOTOGRAPHY:

Asa Gilmore, AG Studio

Jury Comments: The jury was very interested in the way the running track was used for more than just exercise – it is a shading device, an environmental buffer and a source for daylighting. Additionally, the track seems to visually unify the building.

The building carefully works with the grades of the site and “becomes one” with the site. It does not over-power the site, but cooperates nicely as it cascades down the slope.

The use of CMU on this site is appropriate and simple, blending nicely with the existing high school campus.



Architect’s Commentary: The gymnasium project was commissioned by the School District for the community of Eureka, Nevada. Eureka is a rough and tumble, rural mining community that resides in the mountainous terrain of central Nevada. The site for the gymnasium was challenging, but also a powerful catalyst for the design of the facility. The site was a derelict, almost unbuildable piece of property between the existing high school and the community swimming pool. The concept was to create a modern interpretation of a stamp mill cascading down the mountainside as viewed from the primary frontage street. The longer, west side elevation of the gymnasium was buried into the hillside. This allows the large structure to disappear from the existing high school campus and frame the mountains beyond. The glass perimeter running track was used as a design tool to break up what is normally an uninspired large box structure.

Concrete masonry units (CMUs) were selected as a modern material that anchors the project to the site. The masonry on the project is a standard 8”x8”x16” stack bond, integral colored CMU product that creates a warm, modern aesthetic for the project. The color matches the existing high school. Concrete masonry was also selected as a product that could be used on the exterior as well as the interior. Additionally, CMU was chosen as a substantial, fire resistant, rodent resistant, long-lasting, low maintenance material. It is especially durable in the running track area, restrooms, and other heavily trafficked areas. Concrete masonry is used for load bearing walls as well as in-fill panels. Where possible the CMU walls become the shear walls for the project.

The building was designed from the conception to be energy efficient. This directive shaped the architecture, lighting, and most importantly the mechanical system. Daylighting from the perimeter running track allows for virtually no artificial lighting during the day. The entire west side of the facility is buried into the hillside creating a wonderful thermal buffer. Lighting for the facility is efficient with either LED or fluorescent fixtures. The mechanical system is energy efficient as well as low in maintenance. The facility boasts in slab radiant heating and cooling, as well as evaporative cooling. There are no condenser units or chillers in the facility. There is also a water to water heat pump system that provides heating and supplemental cooling. The city water line is used as the thermal source and sink for the heat pumps. The project was designed with 30 hot water solar panels that were value engineered. The system is prepared to accept these panels at a future date. The roof structure is also designed to accept the loads of a future solar voltaic system.

DEL LAGO ACADEMY
CAMPUS OF APPLIED SCIENCE
 ESCONDIDO, CALIFORNIA

ARCHITECT:
 BakerNowicki Design Studio
 624 Broadway, Suite 405
 San Diego, California 92101

Richard E. Nowicki, AIA
 Partner

Buddy Gessel, AIA, LEED® AP
 Principal

STRUCTURAL ENGINEER:
 Wiseman+Rohy Structural Engineers

GENERAL CONTRACTOR:
 Echo Pacific Construction

MASONRY CONTRACTOR:
 Lyle Faber Masonry, Inc.

BLOCK PRODUCER:
 RCP Block & Brick, Inc.

OWNER:
 Escondido Union High School District

©PHOTOGRAPHY:
 Zack Benson, Zack Benson Photography

Jury Comments: *The jury was very impressed with this project's resolution of a potentially challenging site. Transitions in elevations are not only comfortable, but also useful to the school's program.*



The project is verified to comply with the CHPS sustainability criteria and exhibits a sensitivity to the project's site, featuring an area of wetlands restoration, a natural habitat, an archaeology area and bio-tech gardens.

This campus focuses on applied learning – particularly in the sciences and health care fields. The project's goals included creating an environment that would help students' transition into their future careers. We believe that this project is very successful in that regard.

Architect's Commentary: Del Lago Academy is situated on a prominent hill in Escondido, one of the oldest cities in San Diego County. The city's strong historic tie to agriculture is overshadowed by a new state-of-the art hospital, Palomar Health, which is situated across the ridgeline from the Del Lago Academy. This hospital became the basis for planning the design and curriculum for the school. As part of the "School to College and Career Program", the students participate in off-campus and workplace learning experiences. These activities bring relevance to the school curriculum, and are an essential component of the educational program.

Concrete masonry was selected for three primary reasons, durability, aesthetics and sustainability. Being an institutional facility, funded by tax payers, concrete masonry was chosen to hold up to the daily wear and tear by students. This preserves the investment made by the community, allowing the facility to look great even after several years of use. The structural system also integrates the concrete masonry into the lateral system. This creates a solid and safe structure for the building occupants. The concrete masonry paired with other panelized systems creates an aesthetic that allows students to experience an atmosphere similar to a collegiate and/or career institution they will be a part of in the future.

The design obtained 52 points for CHPS Certification and provided \$1 million in HPI grant from the State. The high thermal mass contributed to exceeding Title 24 by 37%. The concrete masonry was sourced from local raw materials harvested close to the manufacturing and construction site, minimizing fuel for handling and transportation. The utilization of concrete masonry will allow Del Lago Academy to be a durable, sustainable and beautiful campus for many years.





HONOR
AWARD

PUBLIC/CIVIC DESIGN

PORTSMOUTH SQUARE PARK PAVILION SAN FRANCISCO, CALIFORNIA

ARCHITECT:
Hamilton + Aitken Architects
525 Brannan Street, Suite 400
San Francisco, California 94107

Susan G. Aitken, AIA, LEED® AP BD+C
Principal-in-Charge

STRUCTURAL ENGINEER:
SOHA Engineers

GENERAL CONTRACTOR:
CM Construction Company

MASONRY CONTRACTOR:
Pacific Bay Masonry

BLOCK PRODUCER:
Basalite Concrete Products, LLC

OWNER:
San Francisco Recreation & Parks Department


©PHOTOGRAPHY:
Shoma Chatterjee, Hamilton + Aitken Architects (Photo 1)
Natasha Saravanja, Hamilton + Aitken Architects (Photos 2-3)

Jury Comments: *This handsome little building blends beautifully into the context of its site. It is carefully detailed and uses concrete masonry in a very rational and honest way. The “cracked ice” pattern in the glass reinforces the context of surrounding Chinatown and is a traditional Chinese graphic pattern which refers to an organic shape that occurs in nature.*

The program of this little building is very well-resolved and materials are wisely chosen so the building should be easy to maintain. It is attractive from every angle and settles itself into its site comfortably.

This building references a style and a place without being too literal. It is an elegant and well-resolved project.

12. CMACN 2015 July Awards Issue of “CMU Profiles in Architecture”



Architect’s Commentary: Portsmouth Square is one of the most significant historical sites in San Francisco. It was originally a modest plaza that served as the civic and commercial hub of the early settlement of Yerba Buena, later San Francisco. Today, the park is a favorite outdoor gathering spot in Chinatown. This restroom and maintenance pavilion was designed to be a modern iteration of traditional Chinese architecture and provide an attractive feature to the park.

Concrete masonry units (CMUs) provide a key role, giving visual weight to anchor the building as the Earth element. Masonry is suited to the privacy of the double-blind entry plan. The second element is Wood, manifested by a soaring concave roof of cedar glu-lam beams. The steel transom grilles represent a third element; Metal. The grille is based on the traditional Chinese pattern motif - “cracked ice” and provides a counterpoint to the symmetrical plan of the building, as well as framing neighboring Chinatown views.

Ground face concrete masonry was selected for its functional aesthetic, durability and consistent dimension qualities. The smooth face CMUs were sealed to a matte sheen, bringing out the colors of the aggregate and improving its cleanability. The length of the concrete masonry module maintains a harmonious organizing pattern, similar to “Chi,” a traditional Chinese unit of length. The module was carefully used for all wall lengths, heights and openings to maximize efficient layout and minimize material waste from excess cuts.

Water conserving fixtures, daylight and natural ventilation minimize energy impacts. All the materials; concrete masonry walls, concrete column and beams, steel transom grilles, aluminum roofing are fabricated with a high recycled content and/or are sourced from the local region to help achieve the sustainability goals of this public project. All components were selected for durability to maximize long term value and utility.

MERIT
AWARD

PUBLIC/CIVIC DESIGN



CITY OF BEVERLY HILLS PUBLIC WORKS WAREHOUSE BEVERLY HILLS, CALIFORNIA

ARCHITECT:
RTK Architects
3975 Landmark Street, Suite 400
Culver City, CA 90232

Mandana Motahari, AIA
Principal-in-Charge

STRUCTURAL ENGINEER:
Brandow & Johnston, Inc.

GENERAL CONTRACTOR:
C.W. DRIVER

MASONRY CONTRACTOR:
Industrial Masonry, Inc.

BLOCK PRODUCER:
ORCO Block & Hardscape
Premier Block Corporation

OWNER:
City of Beverly Hills Department of Public Works

©PHOTOGRAPHY:
Wundr Studio

Jury Comments: *We have probably all had a building like this in our office. It's very utilitarian and the client probably is expecting a very utilitarian building. However, this project makes more of this building than anyone was probably expecting! This project was described as a "container for industrial activity", but we think it is even more than that . . . it is also beautiful.*

The building is very simple and efficient. It judiciously uses the budget for aesthetics only where it makes the highest impact. This is a long building, but careful design – like stepping back the second floor – makes the scale more relatable to the pedestrian.

The masonry walls and insulated glass curtain were chosen to address the building's noise and thermal issues. The use of CMU as the exterior wall is excellent because of its properties of durability.

Architect's Commentary: The City of Beverly Hills Public Works Warehouse and Shops was envisioned as a "container for industrial activity".


The issue of context is addressed by seamlessly weaving the new structure and grounds into its urban setting, connecting the civic center designed by the noted architect Charles Moore to the public works campus by means of a pedestrian oriented street scape.

The building contains a subterranean warehouse, maintenance yard and technical shops on the ground floor, and staff offices, conference rooms and department operation center on the upper level.

Modern in its architectural style, the Public Works Warehouse and Shops is a building made distinct by its longitudinal street facade. A sculptural site wall composed of honed concrete block and horizontal louvers conceals the maintenance yard and merges with the building mass to form a wholesome façade. Rising vertically behind the site wall, a curtain wall system is the skin of a day lit office block. The setback of the second floor frees the ground floor to achieve its pedestrian scale. The roof eaves, cantilevering long and out, both anchor the building and provide shade and amplify the care for the pedestrian.

Massive masonry walls and the insulated glass curtain wall also resolve the building's noise and thermal issue, and along with other measures lend it credence as a sustainable structure. The use of CMUs as the prominent exterior wall material addresses the requirement for low maintenance and durable surfaces, while the choice of color and finish ensures aesthetic compatibility with the high design quality of nearby buildings.

The public works warehouse building creates a functional industrial work environment with respect to the needs and qualities of daily experience for its users. Simultaneously the project aims to contribute to external urban context by enriching and elevating the urban experience for the non-users as well.



SAN JACINTO ANIMAL SHELTER

SAN JACINTO, CALIFORNIA

ARCHITECT:

Harley Ellis Devereaux

225 Broadway, Suite 1300

San Diego, CA 92101

Gary Leivers, AIA, RIBA, LEED® AP

Principal-in-Charge

STRUCTURAL ENGINEER:

Wiseman + Rohy Structural Engineers

GENERAL CONTRACTOR:

Tovey Shultz Construction, Inc.

MASONRY CONTRACTOR:

Ron Shoffeitt Masonry

BLOCK PRODUCERS:

Trenwyth Industries, Inc.

Angelus Block Company, Inc.

OWNER:

County of Riverside Animal Services

©PHOTOGRAPHY:

Maha Comianos, Studio Maha

Jury Comments: *This is actually a very simple and utilitarian building, however, it utilized glazed concrete block in a playful way in order to enhance the aesthetics of the building. The use of the colored concrete block is energetic and cheerful, while also being a perfect utilitarian choice of materials.*

We hope that it was the architect's idea to provide a "patio" for each animal, because we think this is a great idea! This feature allows passers-by to view the animals and possibly become interested in adoption. We believe that the architecture of this project might improve the experience of visiting an animal shelter and might even increase the rate of pet adoption. Good design is good business!

Architect's Commentary: Riverside County Department of Animal Services provides animal services for unincorporated areas of the County, and is a resource for their shelter locations and the adoption of pets. The program for the San Jacinto location includes not only extensive animal housing/holding areas, but administration offices and a full veterinary surgical suite. The requirement for a single level, 37,000 square-foot footprint suggested several independent buildings clustered around a series of outdoor spaces.

Though the buildings accommodate a wide range of programmatic functions they share a common palette that references the local vernacular of simple forms and economic building systems. The main building is constructed with concrete masonry units with a honed surface in a neutral color that matches the ground material. Not only does its load bearing capabilities provide the primary structural system, but its thermal mass reduces the load on the mechanical systems, saving energy. The animal holding areas need to be able to stand up to an extremely intensive maintenance program, but also provide an attractive backdrop for the adoption of pets. In response, a glazed masonry unit was selected for its self-finished characteristics, in addition to the wide range of colors available providing the opportunity to create a pixelated interpretation of the surrounding rural landscape.

The use of masonry is a key determinant in the character of the whole campus and the result evokes an agrarian quality that befits the humane treatment of animals in a rural setting.



BANCROFT RESIDENCE

TRUCKEE, CALIFORNIA

ARCHITECT:

Hawkins and Associates, Inc.
1400 S. Virginia Street, Suite A
Reno, NV 89502

Jack Hawkins, AIA, LEED® AP
Principal-in-Charge

STRUCTURAL ENGINEER:

Forbes Engineering

GENERAL CONTRACTOR:

Murphy Built Construction

MASONRY CONTRACTOR:

M Squared Masonry, Inc.

BLOCK PRODUCER:

Basalite Concrete Products, LLC

OWNER:

Confidential

©PHOTOGRAPHY:

Asa Gilmore, AG Studio



Jury Comments: *This home is absolutely nestled into its site. The home features a nice, comfortable blending of wood and concrete masonry units. Masonry is a good solution for this climate.*

Forms are cohesive, and make sense from an aesthetic as well as a solar-orientation perspective. The use of concrete masonry seems to anchor the project to the site. Since the snow load is 165 psf at the site, the CMU is useful for its loadbearing capacity and to form lateral shear walls.

The solar orientation of this project is ideal – taking advantage of the view of the ski resort mountain and the southern exposure while allowing almost no glazing on the northern elevations. This home incorporates many sustainable features including a heat sink, in-floor radiant heating, a high-efficiency boiler and roof-mounted hot water solar panels.



Architect's Commentary: The Bancroft residence is a custom home for a large, young family that lives year round at the base of Northstar Ski Resort at 6,600 feet. The owners' requested a contemporary, energy efficient home that would fit into the beautiful natural setting of the high Sierra. The design of the residence is a synthesis of site, topography, and most important, how the family functions. With young autistic triplets, life can be chaotic. The children's area is designed for special tutoring, study, and play. Tutors can come and go as required without disrupting the rest of the home's activities. There are many diverse places to play, relax, and study, both inside as well as outdoors. There is a constant connection to the beautiful high Sierra Nevada environment from all areas of the home.

Concrete masonry units (CMUs) were selected as a modern material that anchors the project to the site. Also, the CMU was selected for loadbearing and more importantly lateral shear walls as the snow load is 165 psf. The warm, tan colored concrete masonry units with added red and black cinder were laid in a stack bond pattern. The CMUs were also selected as a product that could be used on the exterior as well as the interior, which enhances the relationship between the interior and exterior. Additionally, concrete masonry was chosen as a substantial, fire resistive, rodent resistant, long lasting low maintenance material.

The project was sited to take advantage of the view of the ski resort mountain as well as the southern exposure. There is almost no glazing on the North Elevations. Large overhangs keep the sun off the glazing in the summer months and let the sun penetrate deep inside in the winter. A thickened, insulated concrete slab acts as a heat sink in the winter months. Only two trees were removed to site the residence on the forested property.

In-floor radiant heating and a high-efficiency boiler keep the home warm, and are supplemented by five 4x10-foot roof mounted, hot water solar panels. The solar panels also provide most of the domestic hot water for the large family. There is little need for cooling with good natural ventilation at this altitude, but during the few hot weeks of summer, chilled water cools the floor through the radiant in-floor system.

With such a cool winter climate, the design of the building envelope was important. The roof has an R-38 continuous rigid insulation system over an 8" air cavity. The wood framed walls are filled with closed cell insulation that provides an R-28 value, while minimizing air infiltration as well as a high efficiency glazing system.

Building materials such as the concrete masonry units were locally sourced. The steel beams and columns are composed of 70% recycled steel. All of the lumber was sourced to be FSC rated and simple glu-laminated beams were used instead of dimensional, solid wood beams that are normally used in homes in the area. Materials were specified for long life cycle and low maintenance characteristics. All paint and stains were specified to contain low VOC content.



EL DO

SAN DIEGO, CALIFORNIA

ARCHITECT:

Steven Lombardi Architect
1926 Bacon Street
San Diego, CA 92107

Steven Lombardi

Principal-in-Charge

STRUCTURAL ENGINEER:

Qualls Engineering

GENERAL CONTRACTOR:

James F. Lutes Construction

MASONRY CONTRACTOR:

Dave Mejia Masonry

BLOCK PRODUCER:

RCP Block & Brick, Inc.

OWNER:

Karl Weingarten

©PHOTOGRAPHY:

Steven Lombardi, Steven Lombardi Architect

Jury Comments: *This project is an addition/renovation to an existing 3,280 square-foot, single-story house built in 1959. The project creates and modernizes the exterior and the interior, but seems to stay true to the vision of the original house.*

The project creates outdoor private living rooms between the interior rooms. These outdoor spaces harness the sun for heat during winter.

We found the additions and inserts of modernization to be very sensitive and strategic.

Architect's Commentary: This existing 3,280 square-foot, single-story house sits on a 20,400 square-foot site of La Jolla Shores in San Diego. Built in 1959, it was called the "Gold Tahitian" by builder Joseph Klatt, to create a modern Tahitian flair, as said.

The program was to create and modernize the exterior and interior, and to reconstruct the garages with a loft above, push out a new 8"x16"x8" concrete masonry (CMU) west wall, and connect it to the existing 8"x8"x8" concrete masonry west/south wall. Both the new concrete masonry and cedar walls create "outdoor private living rooms" between interior rooms. The cedar continues around the rear of the site creating pool and landscape shading areas for the occupants during the summer months. New bi-folding doors open to the enclosed outdoor private areas, as well as the pool and living areas, creating seamless interior /exterior spaces.

The main purpose of the new CMU walls was to connect and create a dialogue from "existing to the new" with load bearing, infill and privacy walls. These outdoor spaces harness the sun for heat during the winter.

Both existing fireplaces and load bearing walls were constructed using 8"x8"x8" concrete masonry units created in 1959. The new load bearing, infill and privacy walls are constructed using 8"x16"x8" concrete masonry units in both common and stacked patterns.

The horizontal 4" cedar wrap siding acts like a rain screen with a 3/4" airspace to the existing black wood siding, equal to the new 4" and 8" CMU horizontal joints with an overall thickness of 8" equal to the 8" concrete masonry units, both new and existing.

The cedar creates cooling shade to the exterior skin during the summer and the concrete masonry units retain the heat gathered in the winter.



SOLTERRA WINERY AND KITCHEN

LEUCADIA, CALIFORNIA

ARCHITECT:

Brian Church Architecture
1650 Camino Del Mar, Bldg. B
Del Mar, CA 92014

Brian Church, AIA

Principal-in-Charge

STRUCTURAL ENGINEER:

DCI Engineers

GENERAL CONTRACTOR:

Hawkins Construction

MASONRY CONTRACTOR:

Cleavenger Masonry, Inc.

BLOCK PRODUCER:

ORCO Block & Hardscape

OWNER:

Solterra Winery

©PHOTOGRAPHY:

Brian Church, Brian Church Architecture

Jury Comments: *The jury enjoyed the fact that the language of this building is very succinct - any visitor would know that this building is a winery. The strategic blending of the wood and masonry is very comfortable, and the clerestory windows provide beautiful, gentle lighting. The building engages the street and promotes an active urban feeling. Placing the wine barrels just behind the windows speaks to the function very effectively. The barrels are actually used in the production of wine; therefore, the building is designed to be durable enough to weather the constant use of forklifts in the building. The use of CMU was a perfect choice for this application.*

We appreciated the separation of the program elements while making the entire project work together beautifully.

The jury agreed that we all wanted to visit this winery - particularly right after our deliberations!

Architect's Commentary: The simple goal for Solterra was to create an urban winery - a one-stop shop to process the fruit, make wine, store aging wine in barrels, bottle and case up to 25 varietals, sell the finished product, sample the wine with patrons in a tasting room, and serve a full food menu to complement the wines. The separate areas used for the stages in the process (pressing, mixing, aging, tasting and selling) are further differentiated through structural systems and building finishes. Concrete masonry was chosen for its strength, durability (a forklift could be banging barrels into them quite often) and flexibility as both structural and finished material. Additionally the thermal mass of the concrete masonry units (CMUs) is important in maintaining an even temperature in the barrel room during fermentation and aging.

For durability, strength and natural beauty, the barrel room was created using CMU and clear-span steel trusses. The 18' ceiling was required to provide room for up to 500 barrels (stacked four-high) and cased wine. The floor structure of the barrel room uses precast concrete planks to support the full wine barrels, while spanning the 6,000 cubic-foot storm water storage reservoir below. In addition to keeping the three large tanks cool during fermentation, a glycol chilling system is used to keep the barrel room at the correct temperature and provide cooling for the tasting room and kitchen. When the wines are ready, a mobile bottling truck is brought into the rear loading area to bottle up to 500 bottles a day. The roof is covered with a white TPO membrane to reflect heat and help keep the barrels cool.



2015 CONCRETE MASONRY DESIGN AWARDS BANQUET


Friday, September 18, 2015
The Island Hotel, Newport Beach, California

Concrete Masonry Association of California and Nevada and its members are pleased to announce our banquet to celebrate and honor achievement in the design and use of concrete masonry products.

Please join CMACN, its members and friends in this celebration. Enjoy an evening of architectural review, great food, and wonderful company. Please R.S.V.P. to CMACN at (916) 722-1700 or info@cmacn.org.

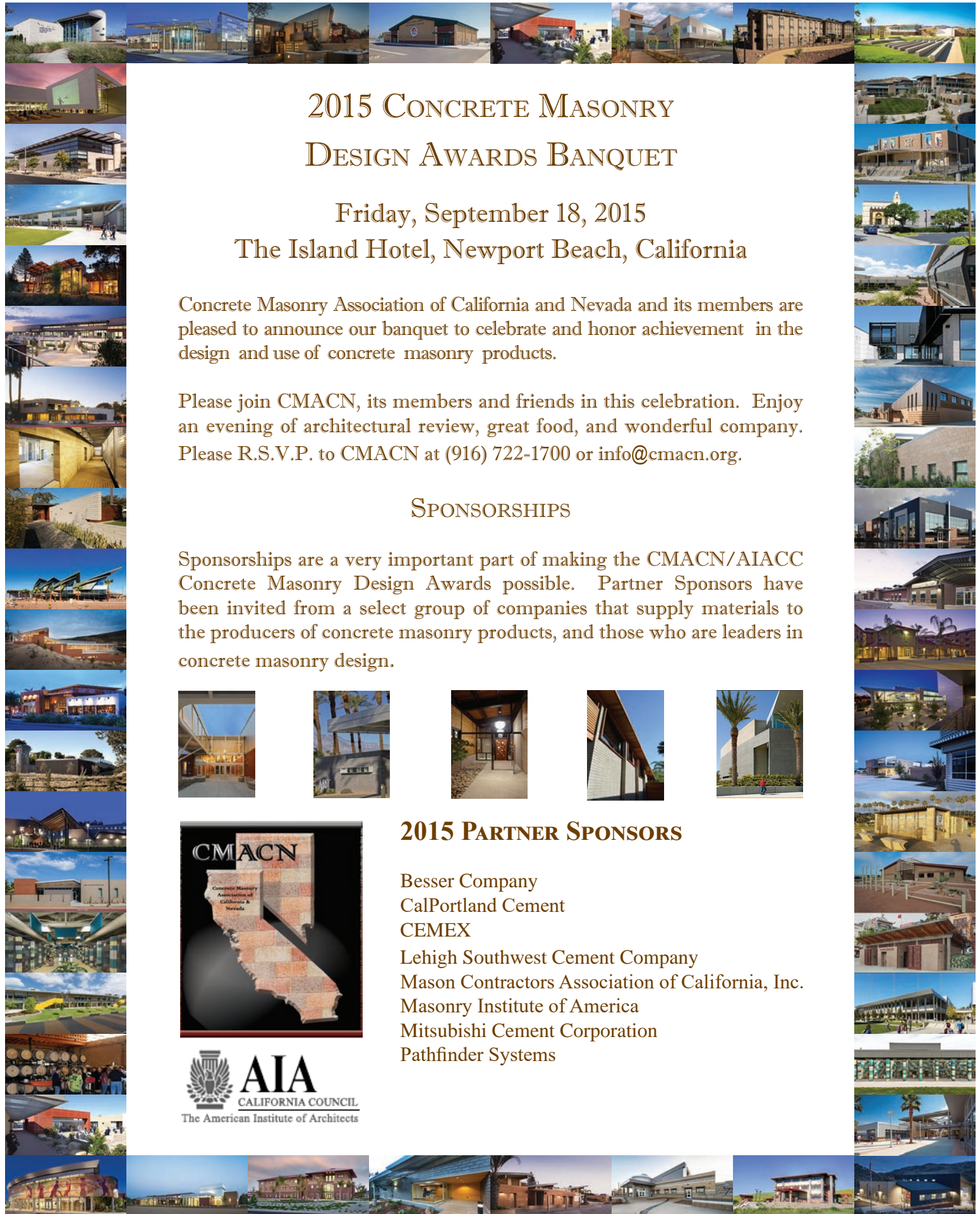
SPONSORSHIPS

Sponsorships are a very important part of making the CMACN/AIACC Concrete Masonry Design Awards possible. Partner Sponsors have been invited from a select group of companies that supply materials to the producers of concrete masonry products, and those who are leaders in concrete masonry design.



2015 PARTNER SPONSORS

Besser Company
CalPortland Cement
CEMEX
Lehigh Southwest Cement Company
Mason Contractors Association of California, Inc.
Masonry Institute of America
Mitsubishi Cement Corporation
Pathfinder Systems



The Jury

The Jury is comprised of a Base Jury of three leading architects from across the nation selected by AIACC, and a Sustainable Design Award Jury which is comprised of two professionals significantly involved in the promotion of sustainability in California or Nevada. The Jury has the duty to view projects, remain impartial, and select winning entries that best exemplify outstanding sustainable architectural design incorporating concrete masonry construction.

The Distinguished Base Jury for the 2015 Concrete Masonry Design Awards Program includes:

Head Juror: Trula H. Remson, FAIA, LEED® AP



Trula is one of three principals of Remson|Haley|Herpin Architects (RHHA), a twelve-person, eighteen-year old firm located in Downtown Baton Rouge, Louisiana. One of Trula's partners is her husband, Chris Remson. RHHA's projects include a wide variety of types including educational, multi-family housing, commercial, institutional and single family residential.

RHHA values design awards and was honored in 2010 to receive an AIA National Housing Award for the first, ground-up multi-family project in downtown Baton Rouge to be developed in over forty years. In addition to several local and state AIA design awards, RHHA has received three Gulf State Regional Awards.

Trula is very involved with all aspects of AIA including service on the AIA National Board from 2008 – 2010 as the Gulf States Regional Director. Trula enjoys service as a citizen architect on the Zoning Advisory Board for the East Baton Rouge City Parish Planning Commission. Trula gained valuable insight into the construction and development industry by serving as President of the Baton Rouge Growth Coalition. Additionally, Trula participates on the boards of the MidCity Redevelopment Alliance and the LSU School of Architecture Advisory Board.

F. Eric Goshow, AIA, LEED® AP BD+C



F. Eric Goshow, AIA, LEED® AP BD+C is a founding Partner of Goshow Architects. He has more than 30 years of award-winning experience in architectural design and planning. Eric's expertise is in the design of sustainable educational and institutional projects, reflecting his professional interest in accessible, sustainable and healthful design for all spaces.

His experience extends from new construction to the rehabilitation and restoration of historically significant structures. Notably, his restoration and addition to the historic Fifth Avenue Presbyterian Church (NYC) won accolades from the United States President's Advisory Council on Historic Preservation. Recently completed projects include Nobel Halls, the new 600-bed student residence and activity center at Stony Brook University, which won a Design Excellence Award from the AIA Long Island Chapter. The project achieved LEED Gold Certification and is the first sustainable on-campus housing option for Stony Brook students.

In 2011, Eric was elected as President Elect of the New York State Chapter of the American Institute of Architects New York State (AIANY). A long-standing member of the AIA, Eric previously served as Vice President of Government Advocacy for the New York State component. In that role, he worked to balance the interests of the profession with state legislative and regulatory activities. In 2013, he served as President of AIANY, working to raise the visibility of the profession statewide. As Immediate Past President, Eric continues to elevate public awareness, advocate for the profession and expand and share knowledge on behalf of the AIA. Among his civic interests, Eric also has served on the Board of Trustees of the Presbytery of New York City.

Eric received his Masters of Science in Urban Design from The Pratt Institute, and his Bachelor of Architecture from Pennsylvania State University, recently receiving Penn State's distinguished Alumni Award from the College of Arts & Architecture.

Debra S. Kunce, FAIA, LEED® AP



Deb owns the Indianapolis based consulting company, CORE Planning Strategies. CORE helps organizations realize their ideal facility by driving facility decisions to align with business needs. Deb is a registered Architect who applies creative design strategies with practical implementation, and she has more than 20 years of experience in the design, planning, and construction industries serving as a Program Manager

on large scale facility capital programs, energy audits, LEED® projects, and public outreach initiatives.

Deb is a graduate of Ball State University, earning a Bachelor of Architecture and Bachelor of Science in Environmental Design. She was a National Vice President of the American Institute of Architects from 2012-2013 and Regional Director from 2009-2011. Deb served as a design awards jurist many times and received several awards and recognitions. She currently serves on the AIA Indiana Legislative Committee and is an AIA Ohio Valley 2015 Regional Convention committee member.

In Addition to the Base Jury The Distinguished Sustainable Jury for the 2015 Concrete Masonry Design Awards Program includes:

Stephan Castellanos, FAIA



Mr. Castellanos received a Bachelor of Architecture from CA State Polytechnic College in 1971. While with the AIA Sierra Valley, he served as Director from 1986-87, Treasurer from 1987-88, First VP/President Elect in 1989 and as President in 1991. His accomplishments with the AIA California Council include BOD, 1992-94, 1997-2000, Governmental Relations Legislative Committee, 1993-98. Chair Diversity and Political

Outreach Task Forces, 1994, Vice-President, Communication/Public Affairs, 1995-96, ARC PAC Board. of Trustees, 1997-98 and Vice-Chair, California Hospital Building Safety Board., 1997-2000. Steve served as First Vice President and President of the AIACC from 2006 to 2008. He is the AIACC Regional Director for 2006-08, and served on the board of C.H.P.S. Stephan completed his term as AIA CA Regional Director in 2009, and is president of the California Architecture Foundation in 2009.

Mr. Castellanos served on the AIA Board of Directors, 1998-2000, Board Rep., National AIA Diversity Conf., 1998, as Chair, Committee on Licensing 1998-2000, Chair, Interior Design Task Force, 1999, Intern Development Program (IDP) Commission Coordinating 1998-2000, and as Secretary, 2000-2002. He served as California State Architect from 2001 to 2004. His professional career includes Partner of Derivi Castellanos Architects 1979-2002.

Charles Eley, FAIA, P.E.



Charles Eley, FAIA, P.E., is an Architect and Mechanical Engineer with 35 years experience in energy efficient and sustainable design. Mr. Eley has made significant contributions to the California Energy Standards, ASHRAE Standard 90.1 (editions 1989, 1999, 2001, 2004, 2007 and 2010), and energy codes in Hong Kong, Hawaii, Guam, American Samoa and Australia. He is now working with the California Energy Commission

to update the state energy efficiency standards.

In addition to his energy codes and policies work, Mr. Eley has also developed a number of important publications including the "Advanced Lighting Guidelines", the "Lighting Fundamentals Handbook", and numerous other technical manuals on energy efficient and code compliance. Mr. Eley is the primary author and technical editor of the ASHRAE/IESNA Standard 90.1-1999 User's Manual.

Mr. Eley also served as the founding Executive Director of the Collaborative for High Performance Schools (CHPS) and was the technical editor of the CHPS Best Practices Manual. He has developed a number of energy analysis software applications and has served as energy consultant for a number of landmark green buildings. Mr. Eley currently serves on non-profit boards, provides specialized consulting, and teaches classes on building energy efficiency and green technologies.



6060 Sunrise Vista Drive
Suite 1990
Citrus Heights, CA 95610
www.cmacn.org

CHANGE SERVICE REQUESTED

ARCHITECTURAL CONCRETE MASONRY

2015

CMACN/AIACC CONCRETE
MASONRY DESIGN AWARDS
BANQUET

Friday, September 18, 2015
The Island Hotel
690 Newport Center Drive
Newport Beach, California 92660

Please contact CMACN at
info@cmacn.org or
by calling (916) 722-1700
if you are interested in attending.

Concrete Masonry Units are dimensionally and aesthetically pleasing for ANY of your existing or future designs. CMUs can be integrally pigmented and textured to meet a wide range of client and project demands. Concrete masonry units are design flexible, versatile, noncombustible, durable, economical and locally produced.

Funding for the production and publication of the CMU Profiles in Architecture is provided by:

AIR VOL BLOCK, INC.
(805) 543-1314
San Luis Obispo, CA 93401

CEMEX
(702) 643-1332
Las Vegas, NV 89115

**ANGELUS BLOCK
COMPANY, INC.**
(818) 767-8576
Fontana, CA 92335
Gardena, CA 90248
Indio, CA 92202
Orange, CA 92668
Oxnard, CA 93030
Rialto, CA 92316
Sun Valley, CA 91352

**DESERT BLOCK
COMPANY, INC.**
(661) 824-2624
Bakersfield, CA 93307

ORCO BLOCK & HARDSCAPE
(800) 473-6726
Stanton, CA 90680
Indio, CA 92203
Oceanside, CA 92056
Riverside, CA 92509
Romoland, CA 92585

Concrete Masonry Association of California and Nevada (CMACN) a nonprofit professional trade association established in 1977, is committed to strengthening the masonry industry in California and Nevada by:

- Providing technical information on concrete masonry for design professionals.
- Protecting and advancing the interests of the concrete masonry industry.
- Developing new and existing markets for concrete masonry products.
- Coordinating Members' efforts in solving common challenges within the masonry industry.

**BASALITE
CONCRETE PRODUCTS, LLC**
(707) 678-1901
Carson City, NV 89706
Dixon, CA 95620
Selma, CA 93662
Sparks, NV 89431
Tracy, CA 95376

RCP BLOCK & BRICK, INC.
(619) 460-7250
Lemon Grove, CA 91946
San Diego, CA 92154
Santee, CA 92071

CALSTONE COMPANY, INC.
(408) 984-8800
San Martin, CA 95046
Sunnyvale, CA 94086

**SUPERLITE
AN OLDCASTLE COMPANY**
(702)633-5787
North Las Vegas, NV 89030

For further information contact us at:
Concrete Masonry Association
of California and Nevada
6060 Sunrise Vista Drive, Suite 1990
Citrus Heights, CA 95610-7004

Tel: (916) 722-1700
Fax: (916) 722-1819
Email: info@cmacn.org
Web Site: www.cmacn.org

NOTE: Some Photos may have been altered to fit the page format.

